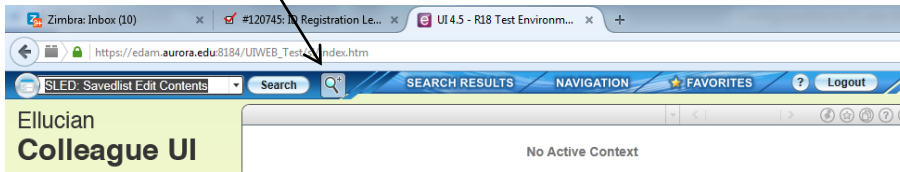


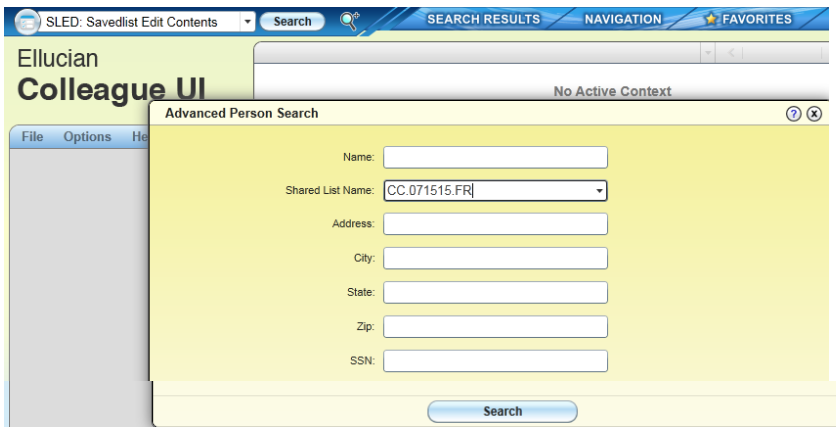
View the Contents of a Saved List

The following are procedures for viewing the contents of a saved list of PERSON IDs if you would like to verify the people in the saved list.

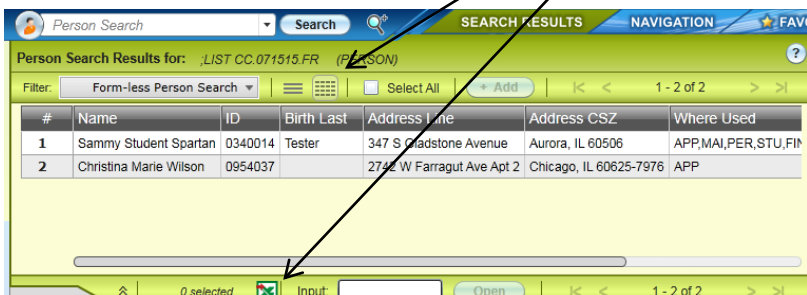
- a. Click on the Advanced Person Search magnifying glass icon.



- b. Enter the name of your savedlist and click Search.



- c. Below are the results of the search. Choose the "Grid View" rather than "Card View" to see the results in a more readable format. You may also click the Excel icon at the bottom of the form to export the results into a spreadsheet.



- d. Click the double up arrows to exit the form.